

ORACLE

# Oracle Financials Cloud

Solution overview

---

**Name**

Presenter's Title

Organization, Division or Business Unit

Month 00, 2020

## Safe harbor statement

---

The following is intended to outline our general product direction. It is intended for information purposes only, and may not be incorporated into any contract. It is not a commitment to deliver any material, code, or functionality, and should not be relied upon in making purchasing decisions. The development, release, timing, and pricing of any features or functionality described for Oracle's products may change and remains at the sole discretion of Oracle Corporation.

# Program agenda

---

- 1 **Moving finance to SaaS**
- 2 Oracle Financials Cloud overview
- 3 Summary

# Why move finance to SaaS?



**Digital  
transformation**



**Business  
insight**



**Operational  
efficiency**




**Growth**



# Digital transformation



■ 1st Qtr ■ 2nd Qtr



CFOs identified a measurable ROI from digital finance investments



86% better manage risk



67% improved forecast accuracy

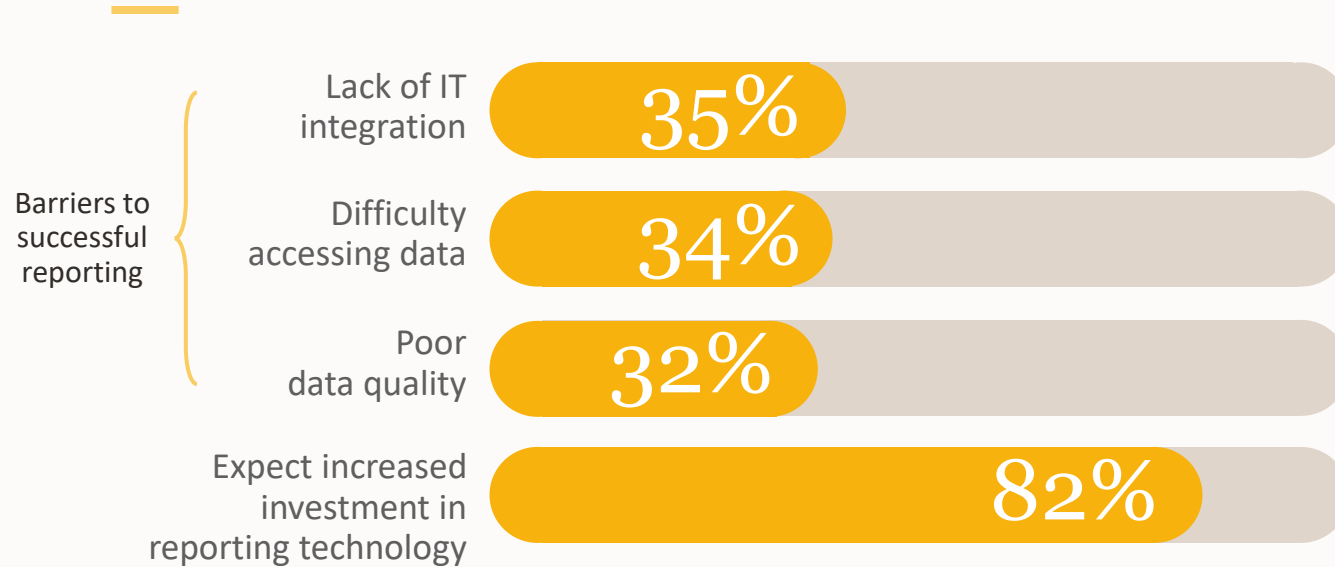


66% better decision making

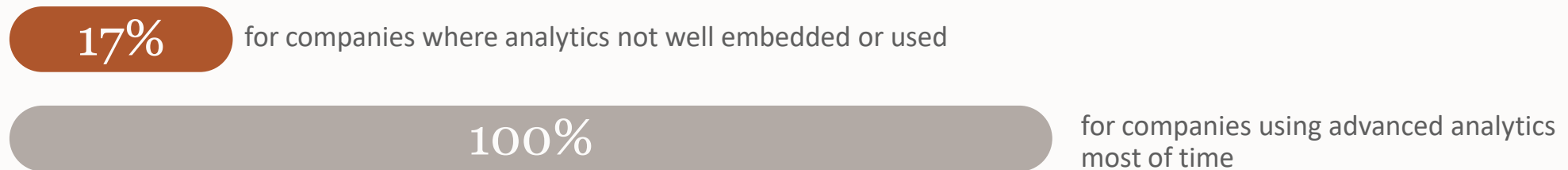


61% finance teams dedicating more time to high-value work


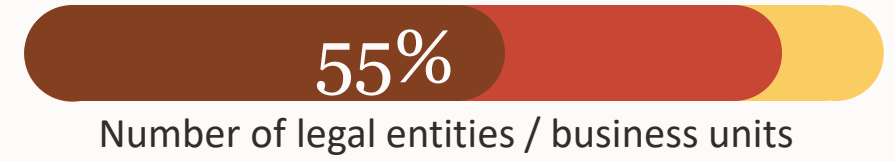
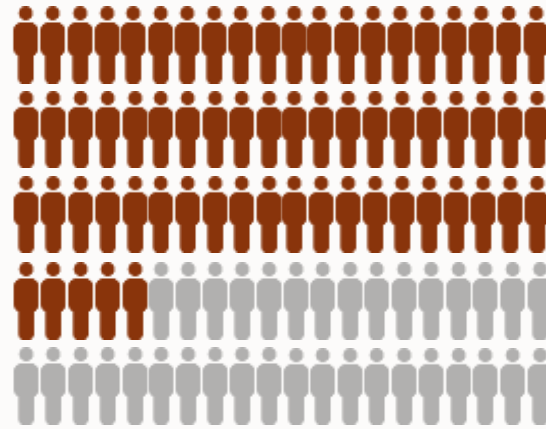
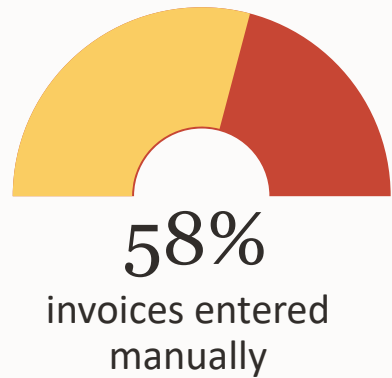
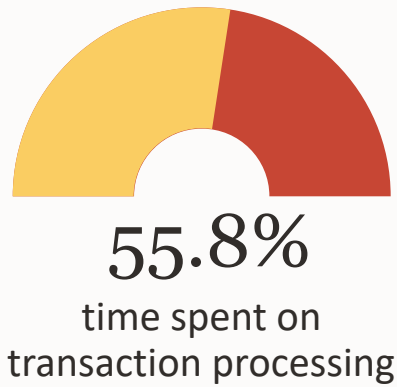
## Business insight



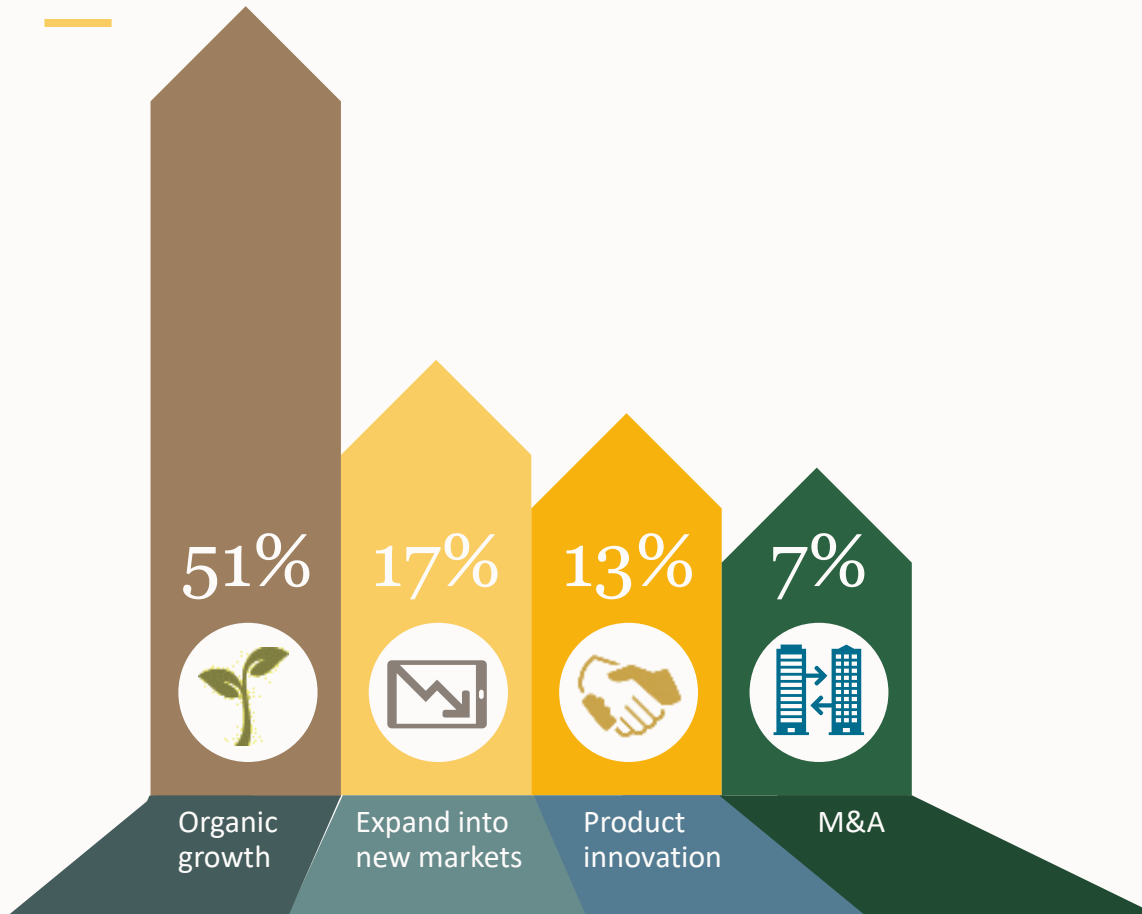
### Competitive advantage gained from advanced analytics



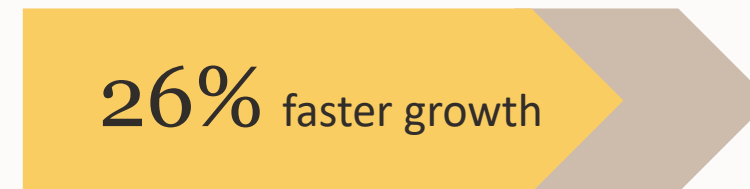
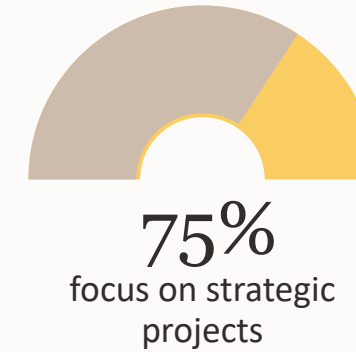
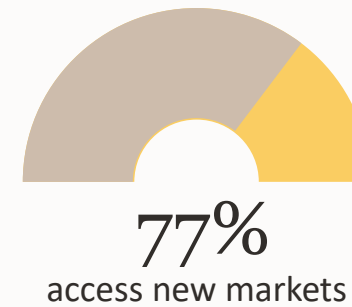
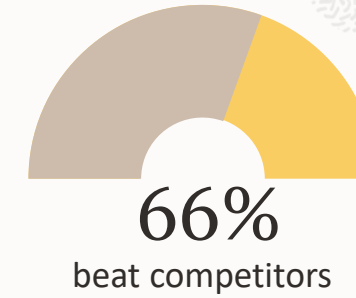
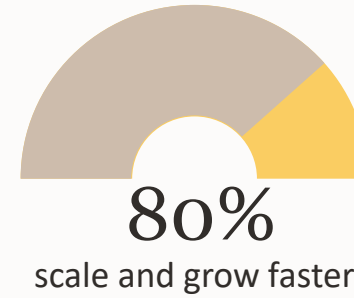
# Operational efficiency



# SaaS enables



Priorities for driving corporate growth





## Program agenda

---

- 1 Moving finance to SaaS
- 2 **Oracle Financials Cloud overview**
- 3 Summary

# Intelligent business applications



## ERP / EPM Cloud

- Financials
- Procurement
- Project portfolio management
- Enterprise performance management
- Risk management
- Student cloud

## SCM Cloud

- Planning and collaboration
- Manufacturing and maintenance
- Order management
- Product lifecycle management
- Procurement
- Logistics

## HCM Cloud

- Global HR
- Talent management
- Workforce rewards
- Workforce management
- Work life solutions

## CX Cloud

- Marketing
- Commerce
- Sales
- Configure, price and quote
- Service
- Engagement
- Content
- Social
- Loyalty

## Data Cloud

- Targeting
- Optimization
- Measurement

# Oracle Financials Cloud



Financial Management



Financial Reporting and Analytics



Budgetary Controls



Billing to Collections



Invoice to Pay



Asset Lifecycle Management



Cash Management



Travel and Expense Management

# Financial management



## Effectively manage accounting operations

- Real-time, actionable financial indicators monitor & control daily accounting
- Better visibility with collaborative close process
- Interact with account balances using visualization for deeper insight

The screenshot displays the VISION Close Monitor interface. At the top, it shows the 'VISION' logo and a search bar. Below that, the 'Close Monitor' section is visible, with filters for 'Ledger Set: Vision Wellness', 'Accounting Period: Sep-15', and 'Currency: USD'. The main area shows a hierarchical tree of accounting entities. The top level is 'Vision Wellness' with a 'Close Status' of 'Open'. Below it are three main regions: 'North America' (All Closed), 'JAPAC' (Open), and 'EMEA' (All Closed). Under 'JAPAC', there are two sub-regions: 'Japan' (Open) and 'China' (All Closed). A chat window is overlaid on the right side of the screen, showing a conversation between several users. The chat messages include: 'On it. Get back to you as soon as it's done.', 'Great! Let's book it. Need prelim reports with latest numbers.', and 'Just got it. Terms are now compliant. We're good to book this.'

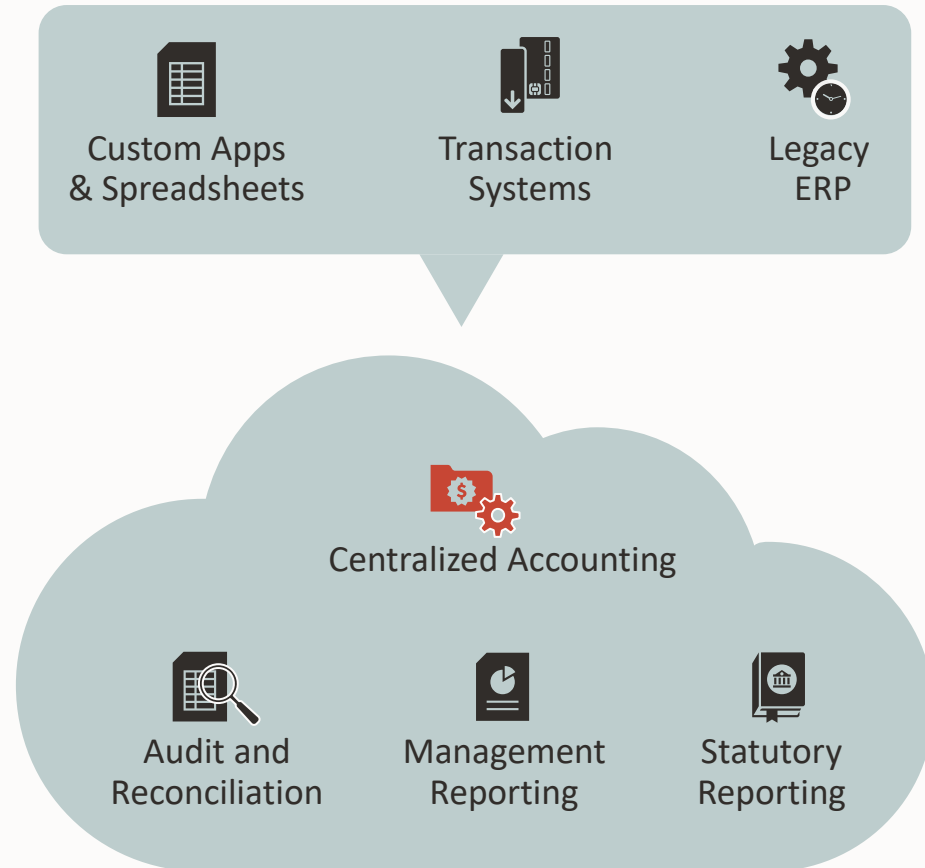


# Financial management



## Consistent, centralized accounting

- Accounting Hub Cloud integrates multiple source systems into Financials Cloud
- Flexible configuration to comply with multi-GAAP or industry accounting rules
- Supporting references capture additional information for reconciliation and reporting



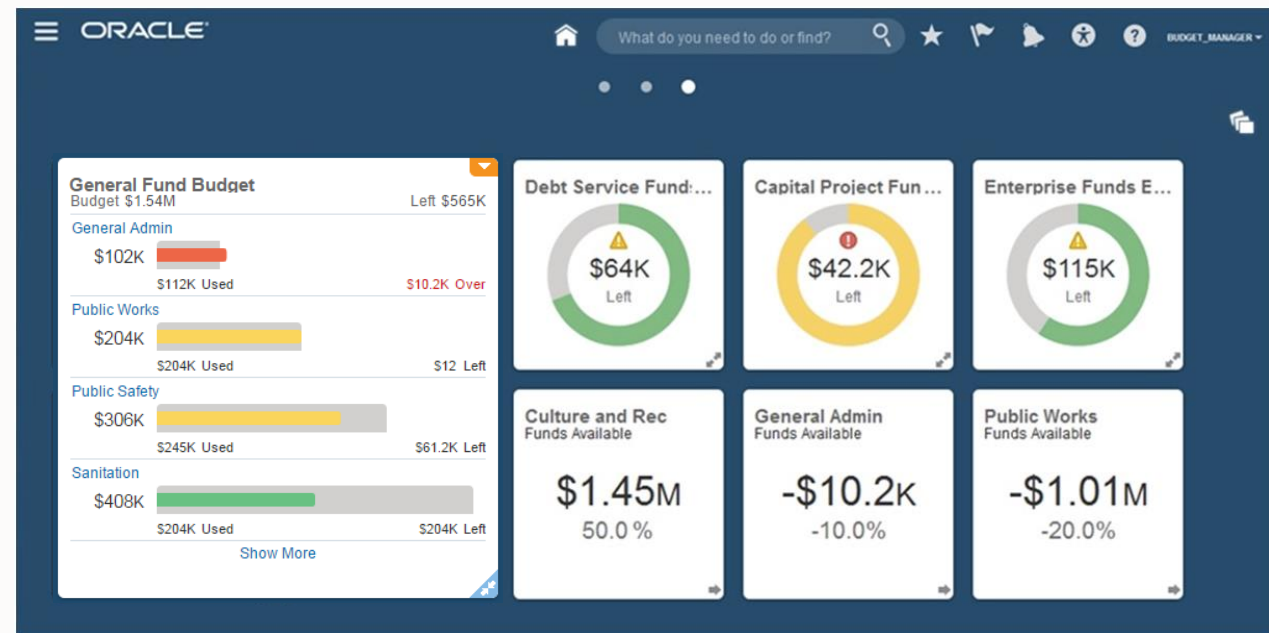




# Budgetary controls and encumbrance accounting

## Manage budget consumption and funds availability

- Budget checks and reservations online during transaction entry
- Manage budget consumption and funds availability using graphical indicators to focus on key issues and take action immediately
- Seamless integration with Planning and Budgeting Cloud Service





# Billing to collections

## Simple, intuitive and modern user experience

- Open interfaces that allow integration with any system for customer billing for optimal flexibility
- Efficient exception handling with embedded analysis that identifies potential issues and prioritizes work
- Accurate and fast cash application using an enhanced score-based matching engine

The screenshot displays the Oracle Billing interface. On the left, a sidebar provides a summary of work items categorized by status and time period:

- Incomplete:** 2 items (0-10 days), 5 items (10+ days)
- Approval:** 7 items (Current Period), 6 items (Prior Periods)
- Research:** 1 item (Current Period), 3 items (Prior Periods)
- Import Exceptions:** 10 items

The main table lists individual adjustments with the following columns: Adjustment Number, Activity, Type, Customer, Entered Amount, Comments, and Date.

Adjustment Number	Activity	Type	Customer	Entered Amount	Comments	Date
4013	Test_Adjustment_101	Line Adjustments	A T & T SOLUTIONS INC	-1,000.00 USD		12/26/12
4017	Test_Adjustment_101	Line Adjustments	A T & T SOLUTIONS INC	-650.00 USD		12/27/12
4198	AR_Freight Adjustment_09	Freight Adjustments	B2CM_Customer02	501.00 USD		1/6/14
14009	Write-Off	Invoice Adjustments	IEX Selenium Customer	-300.00 USD		8/7/15
14266	Write-Off	Invoice Adjustments	IEX Selenium Customer	-300.00 USD		8/10/15
5064	Line Adjustment	Tax Adjustments	A T & T SOLUTIONS INC	200.00 USD		7/14/15
3853	BR Calculated Interest	Tax Adjustments	A T & T SOLUTIONS INC	-75.00 USD	IEX Adjustment	4/6/12
13653	Line Adjustment	Line Adjustments	Org1ForPS	70.00 CAD		8/4/15
13598	AR_Line Adjustment_03	Line Adjustments	Org1ForPS	50.00 CAD		8/4/15
14086	Line Adjustment	Line Adjustments	A T & T SOLUTIONS INC	50.00 USD		8/10/15
13406	Write-Off	Freight Adjustments	IEX Selenium Customer	-1.00 EUR		7/29/15
14006	Write-Off	Freight Adjustments	IEX Selenium Customer	-1.00 EUR		8/7/15
14189	Write-Off	Freight Adjustments	IEX Selenium Customer	-1.00 EUR		8/10/15



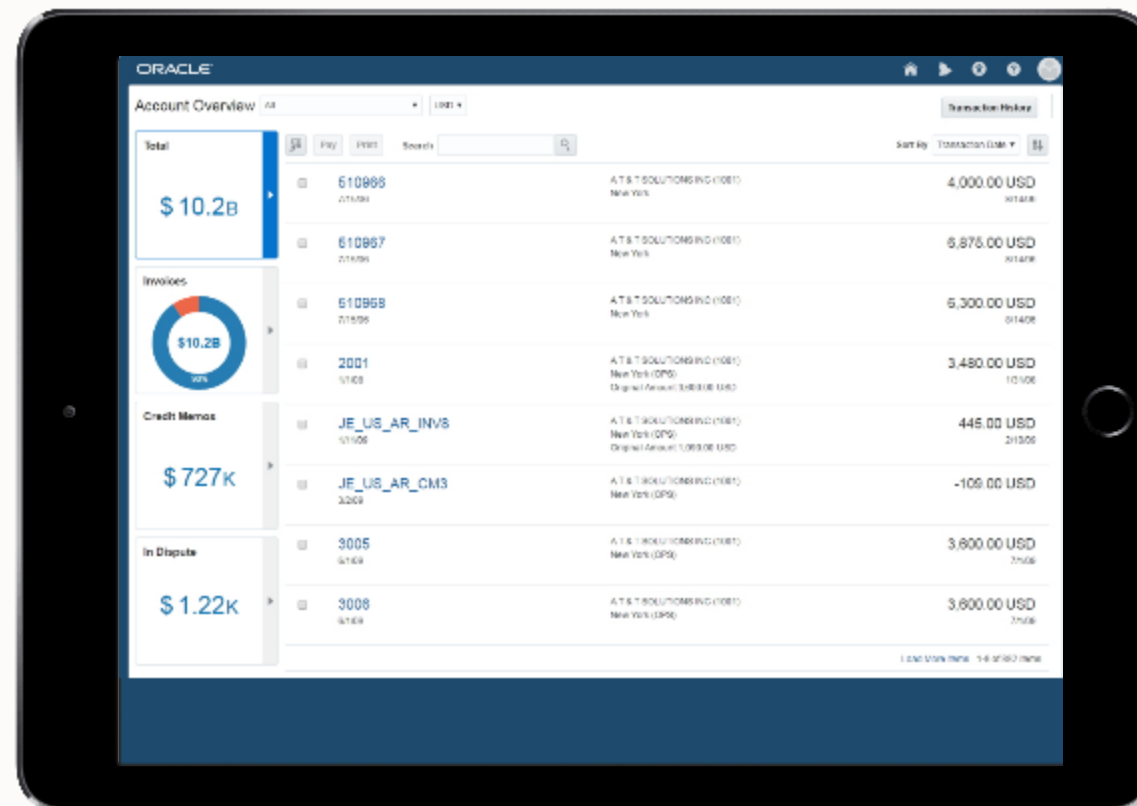




## Billing to collections

### Improve customer service and reduce cost of billing and collections

- Self-service customer-led bill management
- Intuitive mobile user experience
- Real-time transactions and account management





# Billing to collections

## Make informed credit decisions

- Maintain credit attributes for customers
- Conduct credit reviews automatically, periodically, or ad-hoc
- Credit review work area for greater efficiency

The screenshot displays the Oracle Credit Reviews interface. At the top, there are navigation icons for Credit Review, Tools, Access, Review, and Trade Capture. The main section is titled 'Credit Reviews' and includes a search bar for 'Case Folders in Queue' and a 'Hide Filters' button. Below this is a 'Filters' section with options to 'Reset' and 'Save', and buttons for 'View', 'Create', 'Reassign', and 'Close'. The main data area is a table with the following columns: Number, Customer, Review Type, Score, Status, and Created. The table contains 10 rows of data.

Number	Customer	Review Type	Score	Status	Created
30003	A T & T Solutions > 1001	Periodic Review	18	New	2/22/17 5:59 PM
29001	Hillman Associates > 99341	Ad Hoc Review	338	Analyst Working	2/17/17 10:46 AM
28008	Altec > 400590	Ad Hoc Review	15	Analyst Working	2/16/17 3:42 PM
28007	Altec > 400841	Ad Hoc Review	15	Analyst Working	2/16/17 3:35 PM
25009	A T & T Solutions > 5192	Periodic Review	18	Analyst Working	2/13/17 12:20 PM
25008	UPS > 99108	Periodic Review	170	Analyst Working	2/13/17 12:20 PM
25007	Computer Rental and Services	Periodic Review	Pending calculation	Analyst Working ⚠	2/13/17 12:17 PM
24005	Pontiac > 1009	Periodic Review	0	Analyst Working ⚠	2/9/17 6:19 PM
24003	Business World > 7054	Periodic Review	170	Analyst Working	2/9/17 2:07 PM
24002	Business World > 7013	Periodic Review	190	New	2/9/17 2:07 PM





# Billing to collections

## Monitor and control collections activities

- Configurable scoring allows customers to be ranked uniquely
- Strategies increase efficiency by pushing work to collectors
- Improve cash flow with promise and payment capabilities
- Measure key performance indicators across a range of collections metrics to increase insight

Collections Dashboard Manage Resources Metrics (USD)

Search

\*\* Customer: A T & T SOLUTIONS INC

Account: [Dropdown]

View [Dropdown]

Key Performance Indicator	Month		
	Current	Previous	Change from Previous Month
Average Days Delinquent	137,236,488.12	284,985,304,480.95	-284,848,067,992.83 ↓
Beginning Balance	1,899,902,087,022.78	1,899,902,086,822.78	200 ↑
Best DSO	4.55	8,572.47	-8,567.91 ↓
Broken Promise Amount	0.00	0.00	0 ↓
Broken Promise Count	0	0	0 ↓
Broken Promise Percent	0	0	0 ↓
Broken Promised Amount Percent	0	0	0 ↓
CEI	0	0	0 ↓
Credit Sales	429,164.02	200.00	428,964.02 ↑
Current Receivables	63,033.78	57,149.78	5,884 ↑
Day Sales Outstanding	137,236,492.67	284,985,313,053.42	-284,848,076,560.74 ↓
Ending Balance	1,899,902,093,106.78	1,899,902,087,022.78	6,084 ↑
Over 90 Days Delinquent	1,899,901,420,370.00	1,899,859,157,380.78	42,262,989.22 ↑
Percent Current	0	0	0 ↓
Percent Over 90 Days Delinquent	1	1	0 ↓
Promise Amount	0.00	0.00	0 ↓
Promise Count	0	0	0 ↓
Sales Weighted DSO	61.95	8.600.54	-8,538.59 ↓

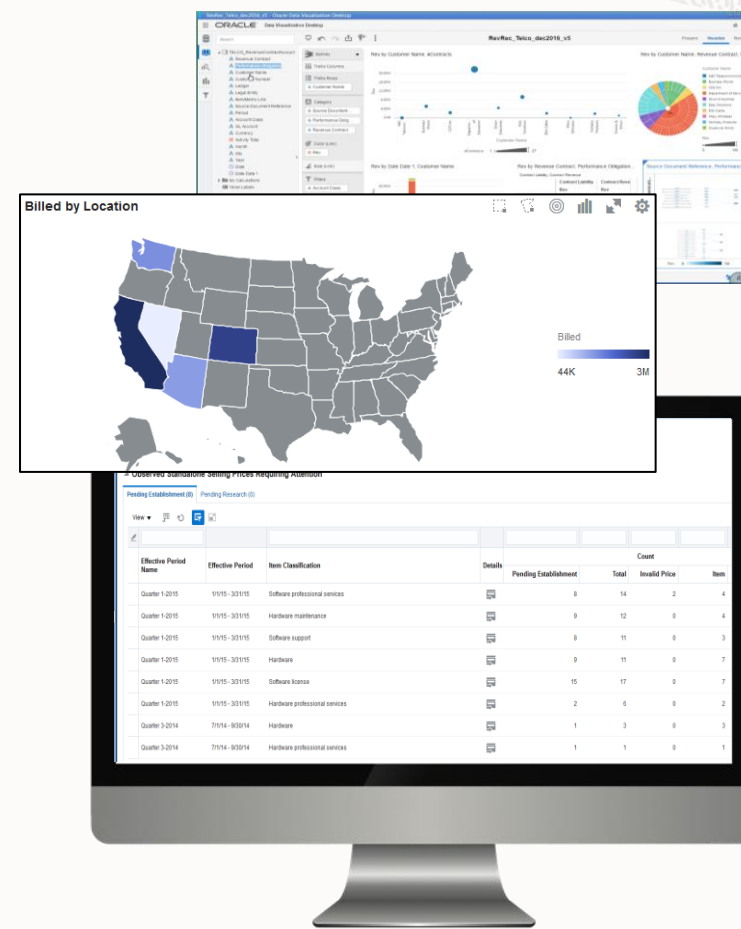




# Recognize GAAP revenue

## Revenue management

- **Manage compliance** with ASC 606 and IFRS 15 with timely and accurate accounting
- **Accelerate** transition to the new standard with iterative modeling to refine revenue rules
- **Reduce revenue recognition delays** with real-time insight
- **Manage performance obligations lifecycle** by automatically applying standard's 5 steps
- **Ensure a fully-integrated end-to-end revenue recognition process** via simple integration with existing ERP and third-party sales data systems
- **Reduce risk** with a sustainable solution that supports your judgment in estimating the amount and timing of revenue recognition





# Procure-to-pay

## Reduce costs and improve payables processes

- Single point to manage all payables actions, such as holds, approvals, and payments
- Monitor payables processes and identify potential issues to prioritize work
- Multiple invoice creation options including Automated Invoice Imaging
- Real-time visibility into liabilities and payables to improve insight and reduce issues

The screenshot displays the Oracle Invoices dashboard. At the top, there's a navigation bar with the Oracle logo and a search bar. Below this, the 'Invoices' section features several summary cards: 'Scanned' (10 invoices, 1 in 0-7 days, 1 in 8-14 days, 1 in 15+ days), 'Recent' (71 invoices), 'Holds' (29 total: 4 Validation, 4 Purchasing, 5 Other), 'Approval' (9 Pending, 6 Others, 5 Rejected), 'Prepayments' (9 in 0-30 days, 6 in 31-60 days, 4 in 61+ days), and 'Payments' (\$20.8M due in 1 week). Below these cards is a table of invoice details.

Invoice Number	Amount	Supplier	Supplier Site	Invoice Date	Creation Date	Assignee	Identifying PO
Duplicate: DEL66432	57,500.00 USD	Dell Computers (IC)	DELL-US-FOOD	7/24/15	8/3/15 4:58 AM	Harvey Alex	DEM4000111
HLH99721	6,720.00 USD	Hilton Hotels	Millenium	8/1/15	8/12/15 3:17 PM	Harvey Alex	
Duplicate: DEL-15213	11,960.00 USD	Dell Computers (IC)	DELL-US-FOOD	8/5/15	8/17/15 3:37 PM	Harvey Alex	
Duplicate: HLH99025	6,720.00 USD	Hilton Hotels	Millenium	8/3/15	8/17/15 3:37 PM	Harvey Alex	
EDC370965	1,907,322,003.50 USD	Edward Don & Company	CHICAGO	8/15/15	8/17/15 6:48 PM	Harvey Alex	
Duplicate: EDC370965	1,907,322,003.50 USD	Edward Don & Company	CHICAGO	8/15/15	8/17/15 6:48 PM	Harvey Alex	
HLH99025-1	67,200.00 USD	Hilton Hotels	Millenium	8/3/15	8/19/15 4:18 AM	Harvey Alex	
Duplicate: HLH99025-1	67,200.00 USD	Hilton Hotels	Millenium	8/3/15	8/19/15 4:18 AM	Harvey Alex	
Duplicate: EDC3689-1	11,200.00 USD	Edward Don & Company	CHICAGO	7/23/15	8/19/15 4:33 AM	Harvey Alex	
Duplicate: HLH99025-1	67,200.00 USD	Hilton Hotels	Millenium	8/3/15	8/19/15 4:50 AM	Harvey Alex	
Duplicate: DEL-456789	11,960.00 USD	Dell Computers (IC)	DELL-US-FOOD	8/5/15	8/19/15 4:50 AM	Harvey Alex	
Duplicate: EDC3689-1	11,200.00 USD	Edward Don & Company	CHICAGO	7/23/15	8/19/15 4:50 AM	Harvey Alex	

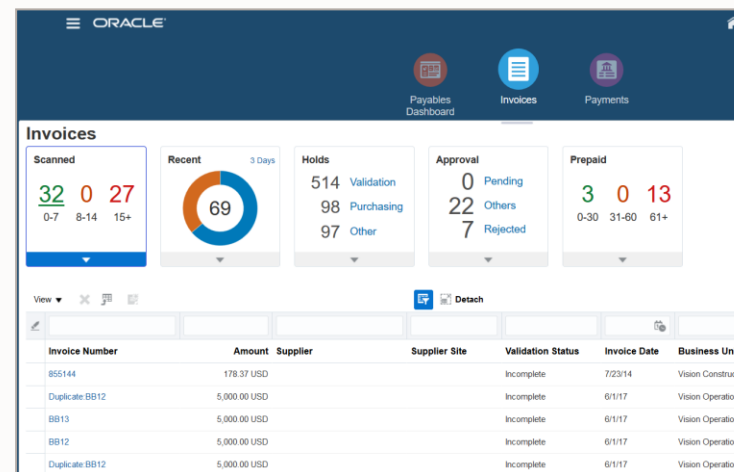




# Procure to pay

## One-time payments

- Import transactions from external sources
- Touchless processing with automatic creation of payees and their bank accounts
- Enforce control with payment approval
- Process one-time payments separately



### Invoices

- Create Invoice
- Create Invoice from Spreadsheet
- Create Recurring Invoices
- Manage Invoices
- Apply Missing Conversion Rates
- Validate Invoices
- Initiate Approval Workflow
- Import Invoices
- Correct Import Errors
- Import Payment Requests

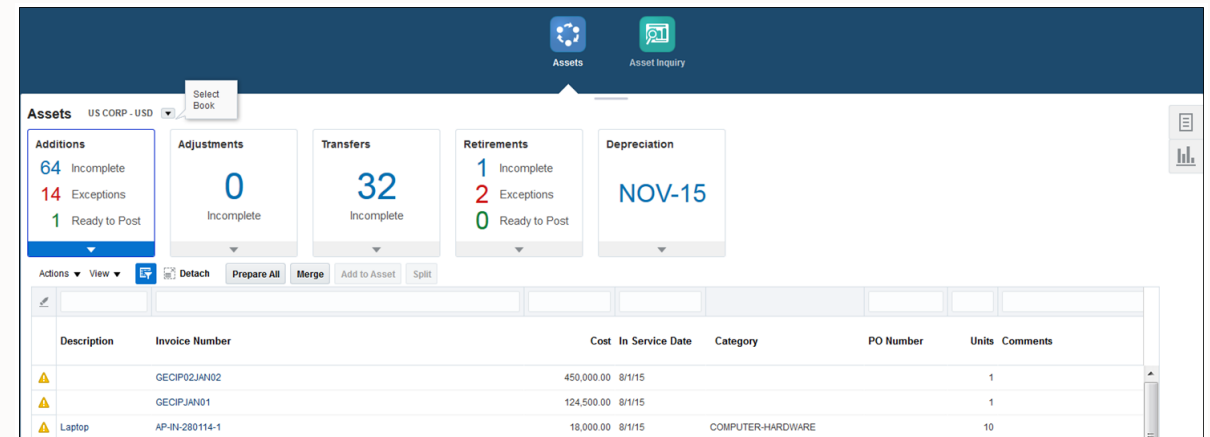




# Asset lifecycle management

## Modern, productive user experience

- Aggregated information to manage asset transactions from a single page and streamline asset management
- Analytics and alerts focus on tasks that need attention
- Investigate and take action immediately by drilling to more detail

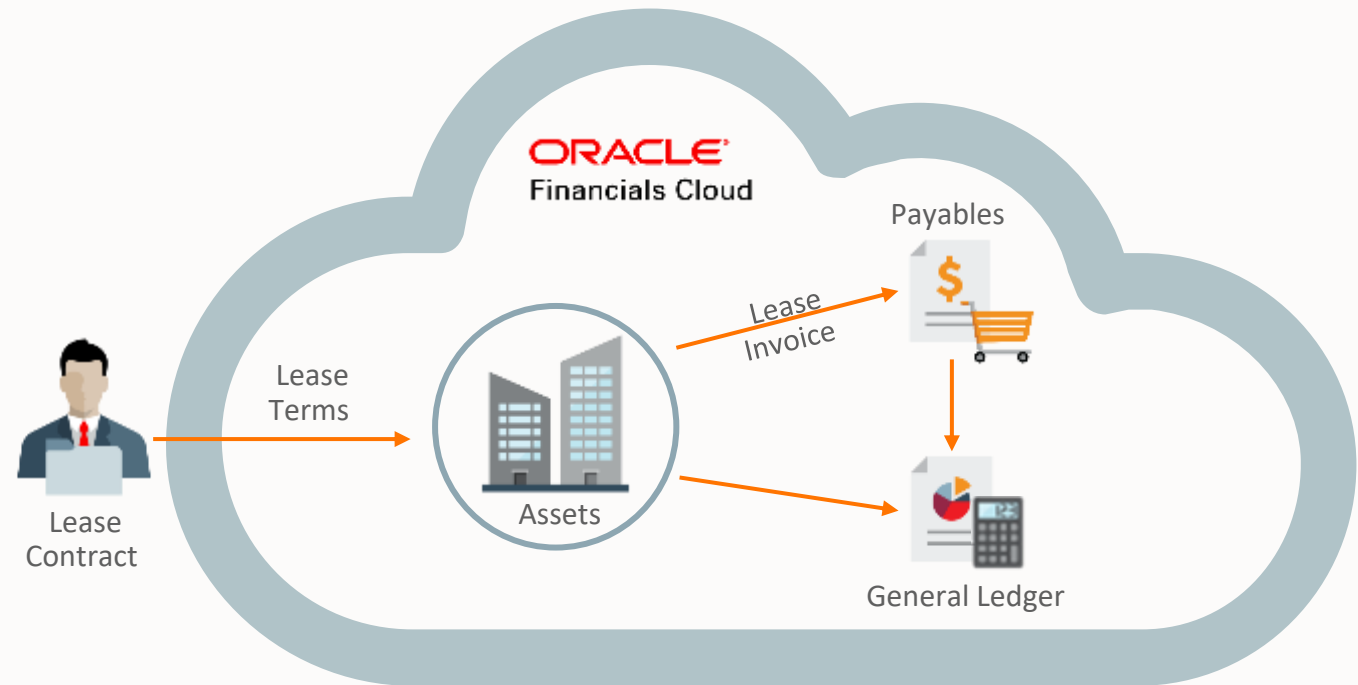




# Asset lifecycle management

## Operating and Finance Lease Management (for Lessees)

- Compliance with IFRS 16 and ASC 842 accounting standards
- Automatic creation of lease accounting transactions throughout the lease lifecycle
- Preview lease liability impacts for accuracy and reliability
- Seamless integration with Payables







# Cash management

## Improve control over cash flows

- Manage cash positioning and forecasting with graphical indicators to give an overview of key issues
- Multidimensional analysis of cash balances including projected inflows and outflows affecting cash position
- Fully integrated with Payables and Receivables for improved cash flow and position management

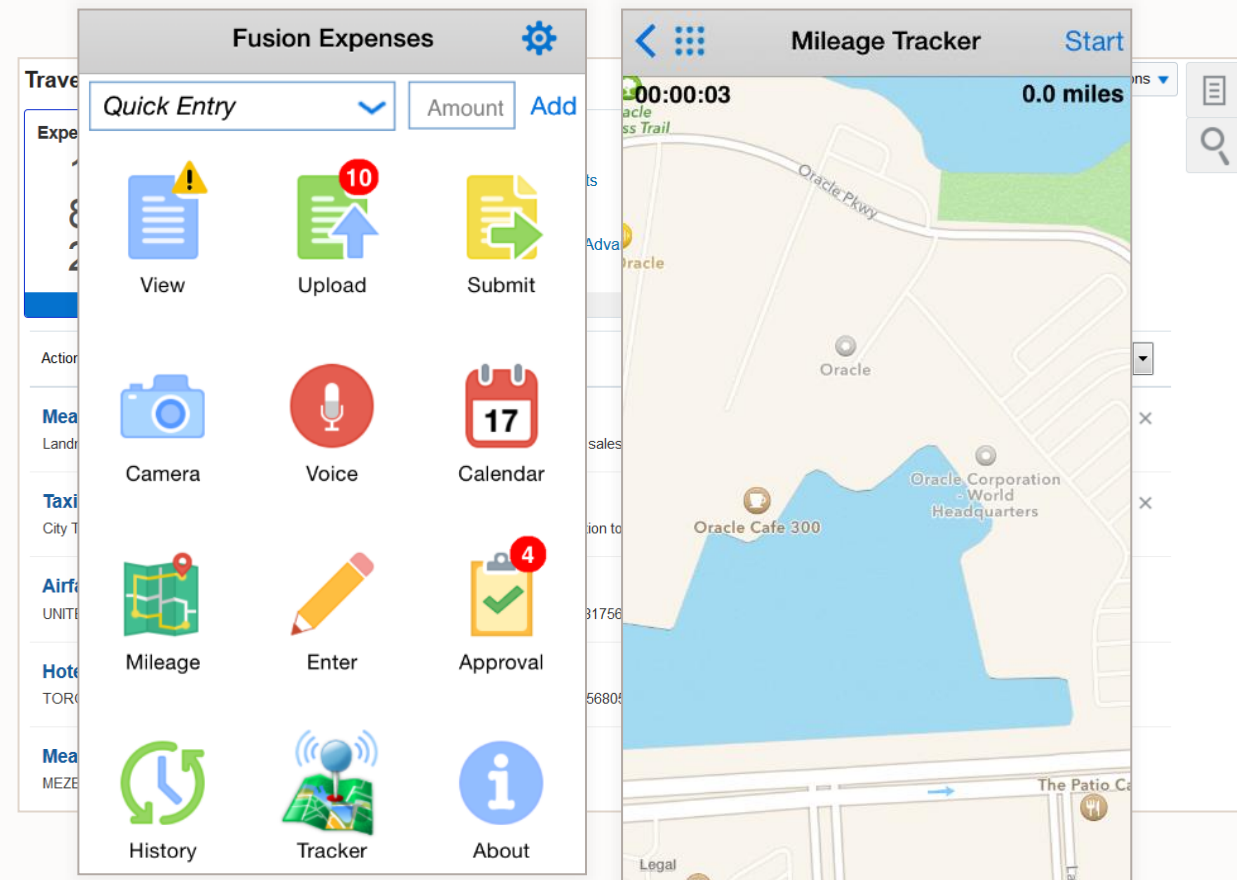
Cash Position By Bank Accounts				
As of Date: Nov 20, 2015				
	Chase Canada	Chase New York	Chase Chicago	Chase San Francisco
	CAD	USD	EUR	USD
<b>Opening Balance</b>				
Closing Ledger Balance	240,035.99	823,104.63	0.00	6,190,104.75
2 Day Float	0.00	5,000.00	0.00	(5,000.00)
<b>Opening Balance</b>	240,035.99	818,104.63	0.00	6,195,104.75
<b>Inflows</b>				
Bank adjustment	0.00	0.00	346.00	0.00
EFT	0.00	20,400.00	0.00	565.00
Fee	0.00	2,664.00	0.00	0.00
Check	0.00	6,563.00	0.00	0.00
ACH	0.00	21,160.89	546.00	0.00
CHK	192,982.17	827.20	0.00	0.00
INT	0.00	28,259.00	0.00	0.00
NO_TRANSACTION_TYPE_V	0.00	0.00	5,255.00	47,399.00
LBX	0.00	19,421.00	0.00	4,718.00
BKF	0.00	26,666.72	0.00	0.00
<b>Total Inflows</b>	192,982.17	125,961.81	6,147.00	52,682.00
<b>Outflows</b>				
Bank adjustment	0.00	255.00	0.00	202.00
EFT	0.00	15,290.25	0.00	9,983.00
Fee	0.00	0.00	464.00	0.00
Check	0.00	0.00	888.88	888.88
ACH	0.00	16,838.88	0.00	0.00
CHK	40,845.39	5,640.00	0.00	0.00
INT	0.00	10,680.00	0.00	0.00
Electronic funds transfer	0.00	9,961.00	0.00	545.00
MSC	0.00	6,109.40	0.00	0.00
LBX	0.00	6,193.78	5,877.00	0.00
BKF	0.00	12,193.00	0.00	793.00
BKA	0.00	13,741.63	0.00	0.00
ZBA	0.00	10,920.00	0.00	0.00
Lockbox	0.00	155.00	0.00	1,556.00
<b>Total Outflows</b>	40,845.39	107,977.94	7,229.88	13,967.88
<b>Manual Inflows</b>				
Transaction Type	0.00	1,000.00	0.00	0.00
<b>Total Inflows</b>	0.00	1,000.00	0.00	0.00
<b>Manual Outflows</b>				
Transaction Type	0.00	0.00	2,500.00	0.00
<b>Total Outflows</b>	0.00	0.00	2,500.00	0.00
<b>Projected Balance</b>	392,172.77	837,088.50	(3,582.88)	6,233,818.87
<b>Target Balance</b>	10,000,000.00	750,000.00	10,000,000.00	5,000,000.00
<b>Variance</b>	(9,607,827.23)	87,088.50	(10,003,582.88)	1,233,818.87



# Travel and expense management

## Increased visibility and control of travel and expenses

- Enter expenses on-the-go with iPhone and Android devices
- Capture trip bookings on expense reports
- Highlight potential problems or action items
- Enforce expense management controls with approval and audits
- Define policies in compliance with corporate policy and local regulations



# Oracle financials cloud strategy

## Continuous investment and innovation



### Simplify

Focus attention and guide actions with

- Graphical indicators
- Stepped levels of detail
- Real-time actionable information



### Control

Control costs and improve profitability with

- Cash positioning and forecasting
- Collections metrics
- Bill and Credit Management



### Optimize

Expand industry and global business processes with

- New global and country-specific reporting
- Revenue and Lease Management



### Analyze

Extend accessibility and increase insight with

- Reporting Center
- New reporting and analytics subject areas
- Adaptive Intelligent applications

## Program agenda

---

- 1 Moving finance to SaaS
- 2 Oracle Financials Cloud overview
- 3 **Summary**

# How Oracle supports your move to SaaS



**Digital  
transformation**



**Business  
insight**



**Operational  
efficiency**



**Growth**



# Digital transformation

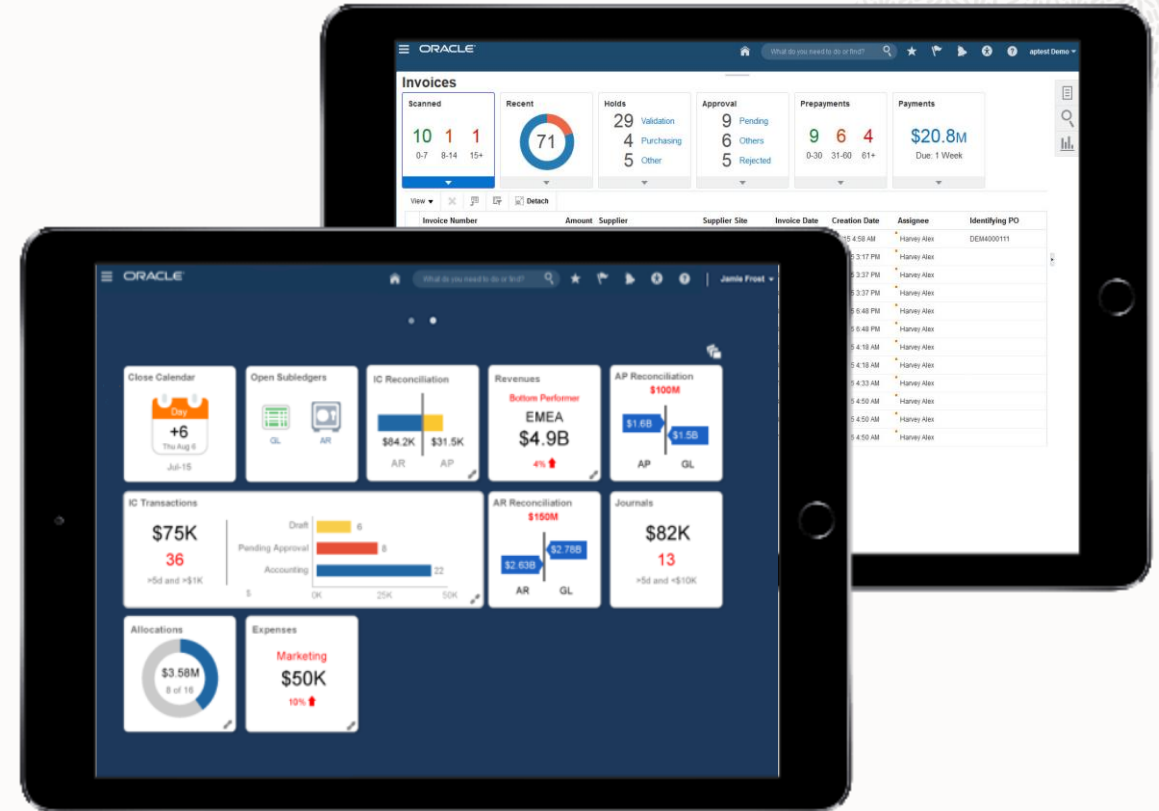
Easy, efficient user experience

User-centric design

Infolets and infotiles focus attention and guide actions

Single-click processing increases productivity

Extensive spreadsheet integration for efficiency



# Digital transformation

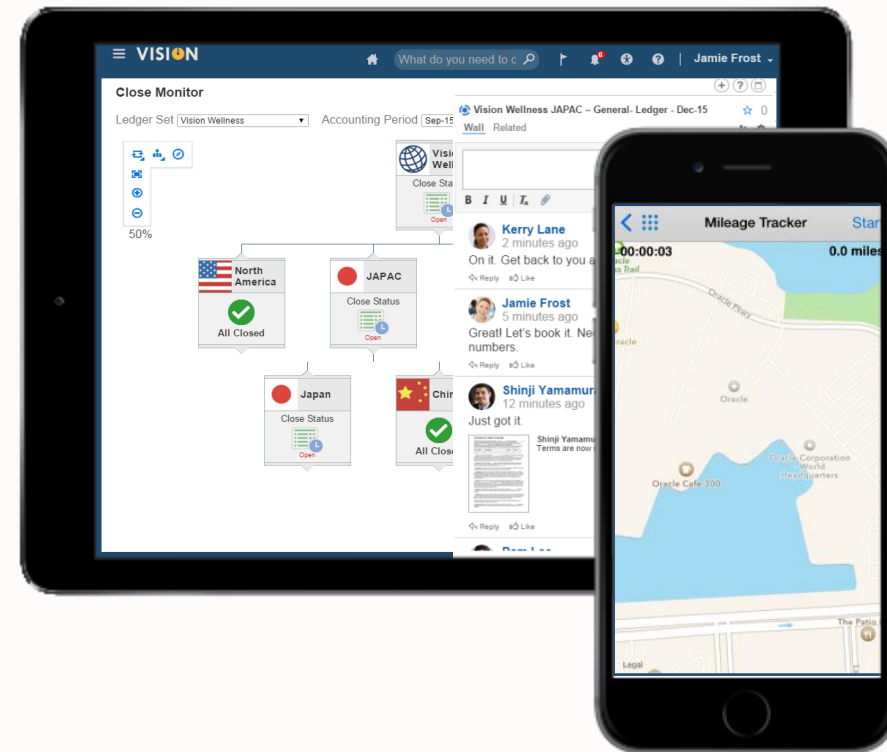
Secure, in-context collaboration and mobile access

Modern financial management tools

Work collaboratively on tasks

Use collaboration to get additional contextual information about transactions and reports

Stay informed with anytime, anywhere mobile applications and reporting



# Business insight

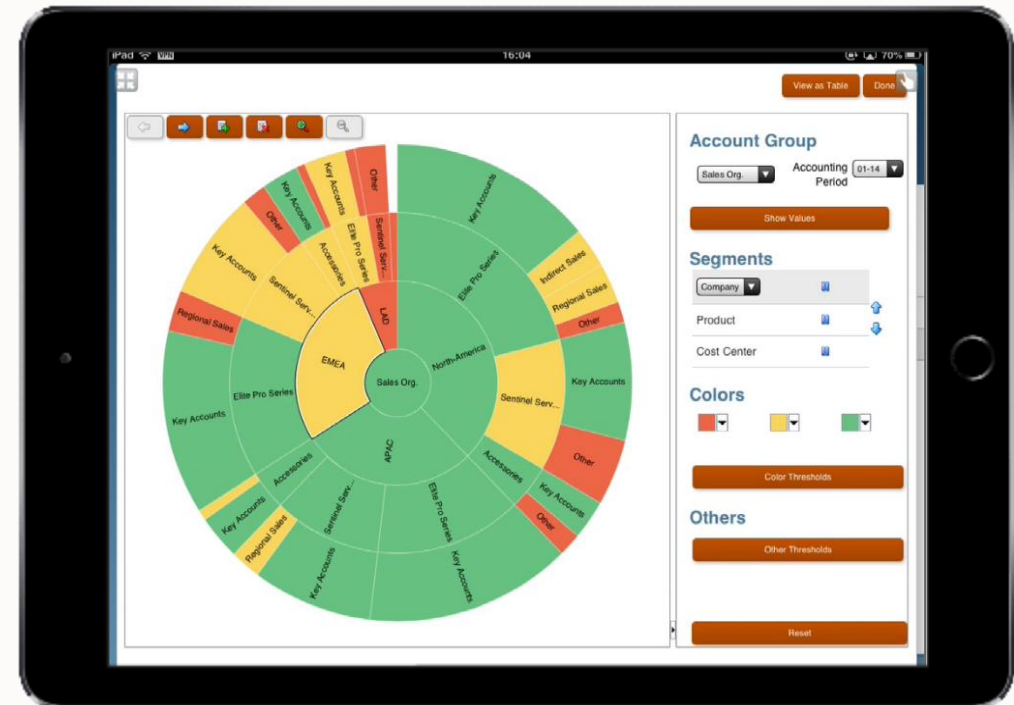
## Data-driven decision making

## Real-time insight for everyone

Accelerate the decision-making process with intuitive and interactive insight

Identify and resolve exceptions quickly with self-monitoring processes that guide resolution

Analyze GL balances live by various dimensions with Oracle Smart View for MS Excel





# Operational efficiency

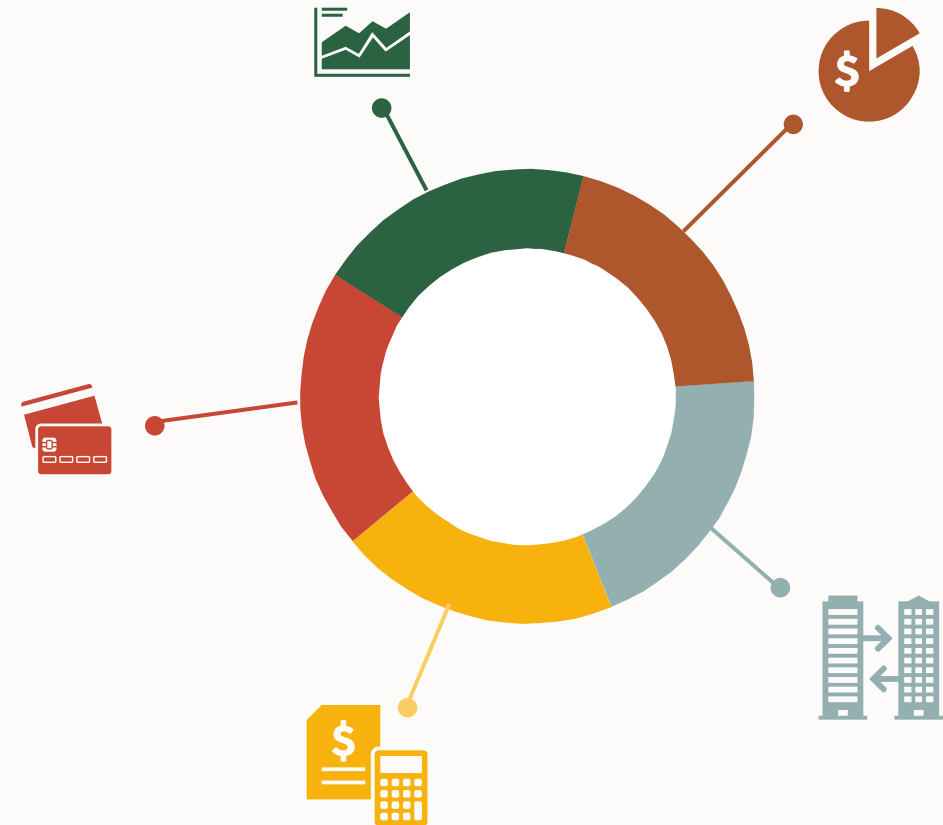
## Eliminate unexplained issues

### Standard processes for complete control

Ensure accurate data is recorded to the GL with standardized processes and centralized accounting

Empower users to quickly find and resolve issues with informative user interface

Simplify journals, reconciliations & consolidations with automated and integrated processes



# Growth

**Broad and complete end-to-end business processes**

Global and industry-specific support




Expand into new markets with multiple ledgers, currencies, entities and accounting standards

Handle high transaction volumes with unparalleled processing speed

Connect with legacy systems, third party solutions and Cloud Marketplace offerings for flexible, extensible financial applications



# Enterprise proven, broad and deep applications

 <p>Broad global coverage</p>	Customers in 85 countries	Translated for 28 languages	Localizations for 50+ countries
	Multi: Currencies, Entities, Chart of accounts, Accounting policies		
 <p>Deep industry focus</p>	Average Daily Balances Financial Services	Revenue Management Technology & Comms	Budgetary Control & Grants Public Sector & Higher Ed
	Resource Management Professional Services	Configuration & Quoting Distribution	Supply Chain Manufacturing
 <p>Enterprise ready</p>	Scalable enterprise structures	Tax, Payment and Accounting Engines	Real-time multi-dimensional reporting
	Embedded transactional intelligence	Tablet optimized reporting center	Next-generation user experience





ORACLE